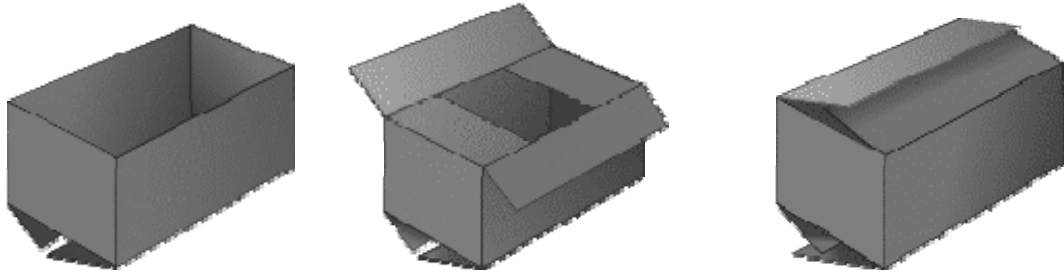




# DIE CUT BOXES – CLOSURE OPTIONS




**Standard Fold**



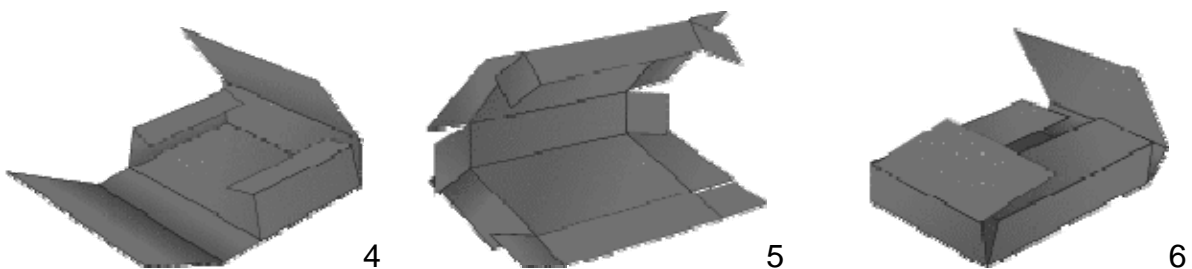
**Gate Fold**



**Side Cover Fold**



**Shipping Folds**



**Shipping Folds**

## ***Frequently Asked Questions Die Cut Boxes***

Here are some of the more common questions our customers ask when creating a custom die cut box or insert.

### ***Q: What is tooling?***

A: Unlike traditional shipping containers, die cut boxes require special tooling (often called a cutting die) to stamp out the box from a blank sheet of material. Although there is a one-time cost involved, many styles and shapes of packaging can't be manufactured without tooling. In cases where you need less than 50 pieces, we can often run your job on our sample table, which carries a higher per-unit cost but does not require the purchase of a cutting die. Tooling prices are based on the size and complexity of your package, and we will provide a firm quote prior to making your boxes.

### ***Q: Do you have existing cuttings die that I can use for my order?***

A: Yes. We have a variety of styles and sizes to choose from. Although we do not publish a list of stock dies, we will be happy to try and locate an existing die that closely matches your requirements.

### ***Q: How does the design process work?***

A: First we will need to complete a structural design based on your requirements. If your needs are basic, the design fee is minimal. For more complex packaging, the cost of structural design could be a little more. If you are going to print on the box, we'll provide an electronic die line (blueprint) of the box so you can lay out your artwork. If you need assistance with graphic design, we can assist you for a nominal fee. Once we receive the completed die line back from you with artwork, we will produce your boxes in one to two weeks.

### ***Q: What types of printing and finishing are available?***

A: We offer a variety of custom printing options for your die cut project. From a simple one colour logo to complex full colour graphics, we have the ability to meet your requirements.

### ***Q: What if I need inner support or a tray for my product?***

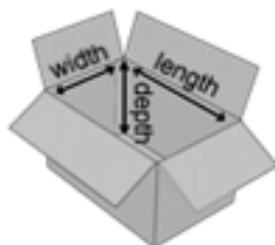
A: We can assist you with the design and manufacture of custom trays, and other protective packaging. In many cases, we can incorporate the tray into the box blank which saves cost and requires the purchase of only one cutting die. It's always best to send us exactly what you are going to package so that we can engineer the correct inner packaging solution. We will make sure you get the product(s) back after the design is complete.

### ***Q: Can I get a sample?***

A: In most cases you will receive a sample to approve prior to us running your die cut order. If you would like a sample before placing an order we can make one or more for a nominal fee.

### ***Q: Why should I choose Pandora's Box?***

A: At Pandora's Box our goal is to provide outstanding customer service at very competitive prices. We are happy to provide references so you can hear for yourself how others feel about us.



Boxes have three dimensions: **length, width and depth**. The length and the width are the opening dimensions and the length is equal to or greater than the width. The depth is the height of the box and is perpendicular to the box opening. The length, width and depth relate to the **inside** dimensions of the box.

## **Pandora's Box**

OFFICE - Ph 02 9829 8872 Fax 02 9829 8862 Mob 0418 251 160  
E: [info@boxbypandoras.com](mailto:info@boxbypandoras.com)